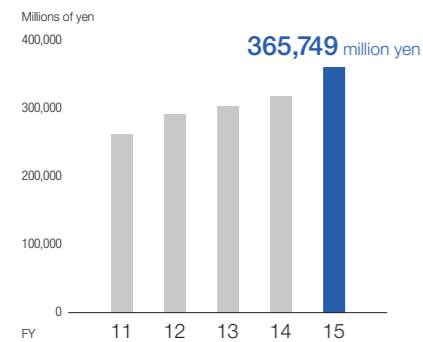


Financial and Non-Financial Highlights

As March 31, 2015

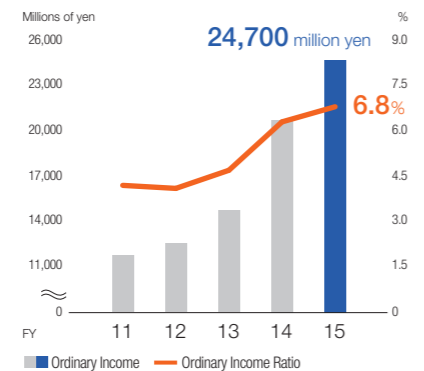
Net Sales

¥ **365.7** billion
Up **11.4** % YOY



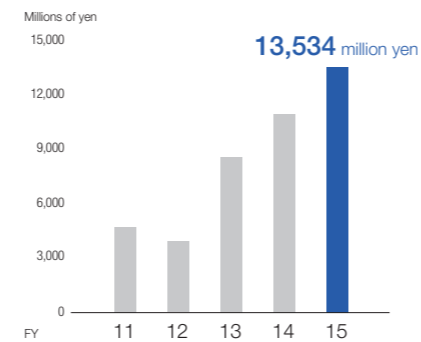
Ordinary Income / Ordinary Income Ratio

Ordinary income ¥ **24.7** billion
Up **19.1** % YOY



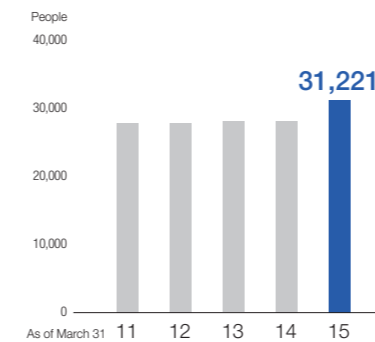
Net Income

¥ **13.5** billion
Up **23.5** % YOY



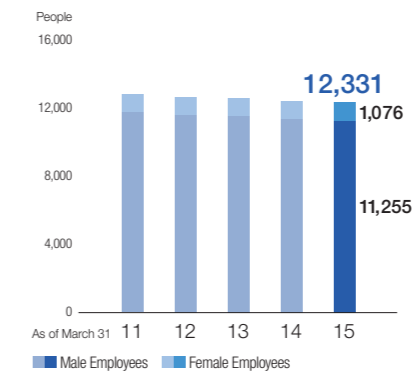
Number of Employees

31,221
Up **11.1** % YOY



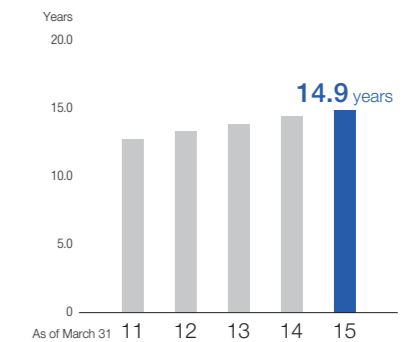
Number of Employees by Gender (Non-Consolidated)

Number of female employees **1,076**
Up **2.3** % YOY



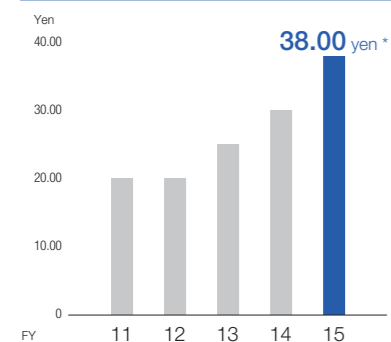
Average Number of Years of Continuous Service (Non-Consolidated)

14.9 years
Up **0.5** % YOY



Dividends per Share

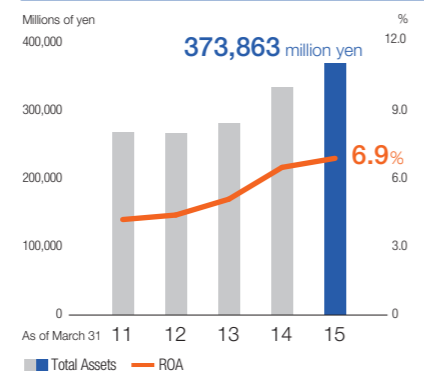
¥ **38.00**
Up **26.6** % YOY



* Including a ¥3.00 per share special dividend commemorating the Company's 50th anniversary

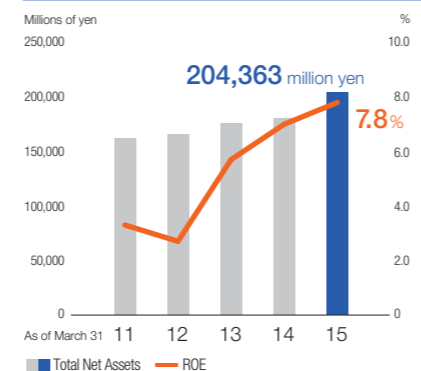
Total Assets / ROA

ROA **6.9** %
Up **0.4** percentage point YOY



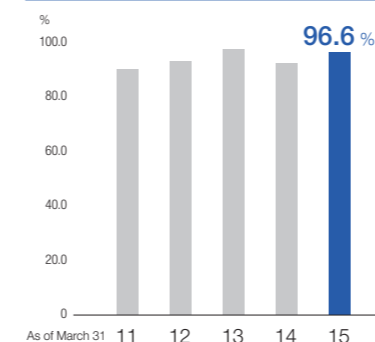
Total Net Assets / ROE

ROE **7.8** %
Up **0.8** percentage point YOY



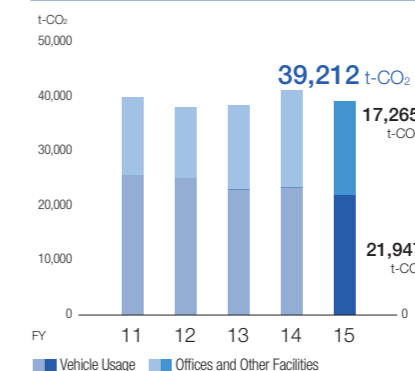
Percentage of Employees Returning to Work after Childcare Leave (Non-Consolidated, Total for Male and Female Employees)

96.6 %
Up **4.2** percentage points YOY



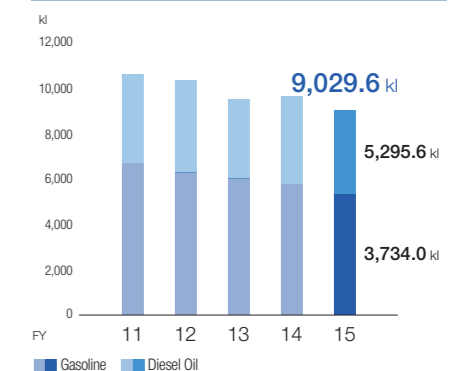
CO₂ Emissions Volume (Non-Consolidated)

39,212 t-CO₂
Down **5.2** % YOY



Fuel Usage by Vehicles (Non-Consolidated)

9,029.6 kl
Down **6.2** % YOY



	Millions of yen		
Fiscal year	2013	2014	2015
Fiscal year			
Net sales	315,564	328,209	365,749
Ordinary income	14,741	20,745	24,700
Net income	8,574	10,955	13,534
Capital expenditures	13,249	19,617	13,627
Depreciation and amortization	12,213	9,198	11,331
At the end of fiscal year			
Total assets	296,665	342,495	373,863
Total net assets	175,563	180,205	204,363

	Millions of yen		
Fiscal year	2013	2014	2015
Per share (yen)			
Net income	85.30	108.99	134.65
Net assets	1,536.30	1,574.74	1,800.15
Dividends	25.00	30.00	38.00
Ratios (%)			
Ordinary income margin	4.7	6.3	6.8
Return on assets (ROA)	5.1	6.5	6.9
Return on equity (ROE)	5.7	7.0	7.8

Percentage of Administrative Positions Filled by Women
(Non-Consolidated)
(As of March 31, 2015)

3.2 %

Expenditures for Social Contribution Activities
(Non-Consolidated)
(Fiscal year ended March 31, 2015)

¥ **388.9** million

Number of ALSOK ANSHIN KYOSHITSU Classes Held
(Fiscal year ended March 31, 2015)

3,080

Number of Individuals Completing First-Aid Training
(As of March 31, 2015)

Total of **15,684**

AED